










Mod.												
	cm	Min	Max	mm	n°	n°	PTO	A	B	C	min	max
ECF 180	180	110	200	<u>900</u> <u>900</u>	32	5	1000	118	213	130	1460	1620
ECF 200	200	110	200	<u>1000</u> <u>1000</u>	36	5	1000	118	233	130	1560	1725
ECF 220	220	130	200	<u>1100</u> <u>1100</u>	39	5	1000	118	253	130	1690	1860